



THE ICON
RESIDENCE
5TH SETTLEMENT

Dreams do Come True

THE ICON RESIDENCE

As your health is our number one concern, in THE ICON we made sure you are surrounded by greenery as we all deserve some peace and quiet after a long day at work and a chance to communicate with nature away from the hectic life of the city.





About **STYLEHOME**

18
YEARS

- STYLEHOME was established in **2002** as a Real Estate Developer.
- More than 500,000 five hundred thousand square meters of residential and commercial units have been delivered.
- We are proud to be the only company in the Delta that has completed its projects in various architectural styles.
- STYLEHOME is a promising and ambitious company and hopes to be one of the largest real estate development companies in Egypt, so this project is a new challenge for the company and an opportunity for self-realization in the light of competition in the region as this is the first project in New Cairo.



SMART LOCATION



About **THE ICON**


THE ICON is built on 7 acres. It consists of 12 buildings and different units. Our ultra-modern architectural design will not only influence the way people live in our community, but the way Egyptians live too. What makes THE ICON unique is the prime location, green areas, event lounge, swimming pools, clubhouse, Hyper Market, health club, spa and a food court.

Dreams do Come True



**PREMIUM
SECURITY**
INSIDE & OUTSIDE





I 2

A 3 A 4
A 2 A 1

B 4 B 3
B 1 B 2

I 1

A 3 A 4
A 2 A 1

B 4 B 3
B 1 B 2

I 6

A 3 A 4
A 2 A 1

B 4 B 3
B 1 B 2

I 3

B 4 B 3
B 1 B 2

A 3 A 4
A 2 A 1

I 4

B 2 B 1
B 3 B 4

A 1 A 2
A 4 A 3

I 5

B 2 B 1
B 3 B 4

A 1 A 2
A 4 A 3





02

02

03

02

03

THE ICON RES

THIS WAY OUT



GARAGE

FULLY EQUIPPED GARAGE

The underground parking links all the buildings together to facilitate the movement between the units.







COMMERCIAL AREA

You just need to chill & relax, no need to go anywhere for food or shopping, we're bringing it all in the palm of your hand, with our commercial area pepped up with a distinctive collection of restaurants and cafes, you won't need to go anywhere far.



TEK
BUSINESS CENTER

COBRA

DAILE

TANGO

EXPRSS

COSTA



TFK
BUSINESS CENTER

ONCE
CLASS HOTEL

DAVE

TANGO

THE IGINIC

EXPRSS

GOSTA

TREF

OFFICE SPACES





MEDICAL CENTER



HYPER MARKET



COMMUNITY

THE ICON is the right place with the perfect community where you can live next door to like minded individuals sharing your ups and downs and creating immortal memories.

CLUB HOUSE





CLUB HOUSE
BUSINESS CENTER

TREF

GOSTA

CLUB HOUSE







FINISHING
TO THE HIGHEST STANDARDS
LUXURIOUS DECOR



FINISHING

TO THE HIGHEST STANDARDS
LUXURIOUS DECOR



FINISHING

TO THE HIGHEST STANDARDS
LUXURIOUS DECOR





FINISHING
TO THE HIGHEST STANDARDS
LUXURIOUS DECOR

TYPE (T1)

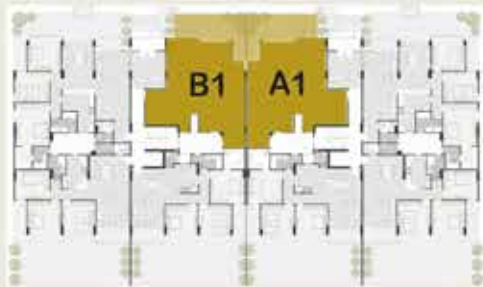


GROUND FLOOR

TYPE A1/B1

TOTAL AREA 139 M²
GARDEN 32 M²

GARDEN	8.52X3.30
RECEPTION	4.20X3.98
LIVING ROOM	3.70X4.50
TERRACE	1.52X2.74
TOILET	2.76X1.92
TOILET	1.92X1.20
BED ROOM 1	4.00X4.28
BED ROOM 2	4.10X4.32
TERRACE	1.42X1.88
DRESSING ROOM	1.14X2.54
TOILET	1.86X2.54
KITCHEN	3.00X2.22
CORRIDOR 1	1.20X4.32
CORRIDOR 2	1.20X1.62



GROUND FLOOR

TYPE **A2/B2****TOTAL AREA** **210 M²**
GARDEN **46 M²**

GARDEN	12.79X3.31
TERRACE	1.52X3.16
ENTRANCE	1.84X2.51
RECEPTION	4.06X8.18
LIVING ROOM	3.75X5.60
KITCHEN	3.87X5.22
TOILET	2.42X3.12
TOILET	1.09X2.10
laundry	1.30X2.10
BED ROOM1	3.50X4.00
BED ROOM2	3.60X4.10
BED ROOM3	4.10X5.06
TERRACE	1.10X1.42
DRESSING ROOM	1.98X2.70
TOILET	2.42X3.12
CORRIDOR	1.24X5.56

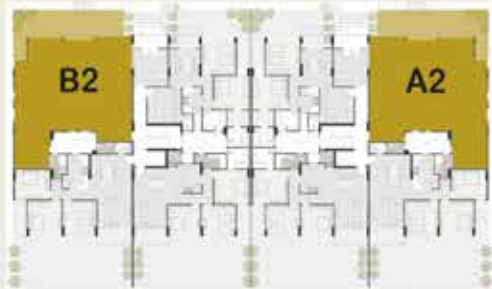


GROUND FLOOR

TYPE A2/B2

TOTAL AREA 200 M²
GARDEN 46 M²

GARDEN	12.79X3.31
TERRACE	1.52X3.16
ENTRANCE	1.84X2.51
RECEPTION	4.06X8.18
LIVING ROOM	3.75X5.60
KITCHEN	3.87X5.22
TOILET	2.42X3.12
TOILET	1.09X2.10
laundry	1.30X2.10
BED ROOM1	3.50X4.00
BED ROOM2	3.60X4.10
BED ROOM3	4.10X5.06
TERRACE	1.10X1.42
TOILET	2.42X3.12
CORRIDOR	1.24X5.56



GROUND FLOOR

TYPE A3/B3

TOTAL AREA 163 M²
GARDEN 83 M²

GARDEN	6.00X13.83
RECEPTION	4.11X3.98
LIVING ROOM	5.04X5.28
TERRACE	1.52X2.74
TOILET	2.23X2.12
TOILET	1.29X2.10
LAUNDRY	1.29X1.84
BED ROOM 1	4.00X3.95
BED ROOM 2	4.00X4.00
BED ROOM 3	4.10X3.50
TERRACE	1.42X1.88
KITCHEN	4.00X3.01
CORRIDOR 1	1.20X4.37
CORRIDOR 2	1.24X2.48
TOILET	1.98X2.70



GROUND FLOOR

TYPE A3/B3

TOTAL AREA 160 M²
GARDEN 83 M²

GARDEN	6.00X13.83
RECEPTION	4.11X3.98
LIVING ROOM	5.04X5.28
TERRACE	1.79X4.10
TOILET	2.23X2.12
TOILET	1.29X2.10
LAUNDRY	1.29X1.84
BED ROOM 1	4.00X3.95
BED ROOM 2	4.00X4.00
BED ROOM 3	4.10X3.50
TERRACE	1.42X1.88
KITCHEN	4.08X3.01
CORRIDOR 1	1.20X4.37
CORRIDOR 2	1.24X2.48



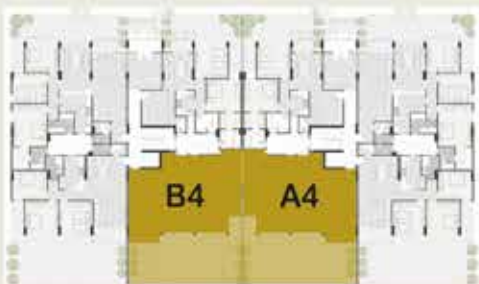
T1

GROUND FLOOR

TYPE A4/B4

TOTAL AREA 155 M²
GARDEN 82 M²

GARDEN	6.00X13.60
TERRACE	1.79X4.00
RECEPTION	3.60X3.88
LIVING ROOM	4.17X5.08
TOILET	3.68X1.72
TOILET	1.59X1.88
BED ROOM 1	3.82X3.50
BED ROOM 2	3.50X4.00
BED ROOM 3	4.00X4.10
TERRACE	1.38X1.42
DRESSING ROOM	1.29X2.54
TOILET	1.85X2.54
KITCHEN	3.38X2.86
CORRIDOR1	1.20X4.00
CORRIDOR2	1.20X2.98



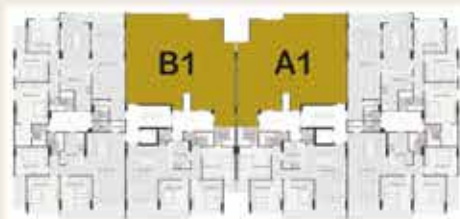


LUXURY BUILDING ENTRANCE

TYPICAL FLOOR

TYPE A1/B1**TOTAL AREA 190 M²**

RECEPTION	9.24X4.84
TERRACE	1.81X7.82
TOILET	1.20X1.92
KITCHEN	3.00X3.10
BATHROOM	3.36X2.76
BED ROOM 1	3.70X4.28
BED ROOM 2	4.00X4.00
BED ROOM 3	4.10X4.66
TERRACE	1.28X1.42
CORRIDOR 1	4.42X1.20
CORRIDOR 2	4.66X1.20
DRESSING ROOM	1.88X2.54
TOILET	2.27X2.36



TYPICAL FLOOR

TYPE A2/B2**TOTAL AREA 230 M²**

TERRACE	1.81X8.05
RECEPTION	4.20X8.72
LIVING ROOM	3.75X5.60
ENTRANCE	1.84X2.51
LAUNDRY	1.30X2.10
TOILET	1.09X2.10
KITCHEN	3.87X5.22
BATHROOM	2.42X3.12
BED ROOM1	4.00X4.00
BED ROOM2	3.60X4.10
BED ROOM3	4.00X5.06
TERRACE	1.42X3.10
CORRIDOR	1.24X5.56
DRESSING ROOM	1.98X2.70
TOILET	2.00X2.70



TYPICAL FLOOR

TYPE A2/B2**TOTAL AREA 220 M²**

TERRACE	1.81X8.05
RECEPTION	4.20X8.72
LIVING ROOM	3.75X5.60
ENTRANCE	1.84X2.51
LAUNDRY	1.30X2.10
TOILET	1.09X2.10
KITCHEN	3.87X5.22
BATHROOM	2.42X3.12
BED ROOM1	4.00X4.00
BED ROOM2	3.60X4.10
BED ROOM3	4.00X5.06
TERRACE	1.42X3.10
CORRIDOR	1.24X5.56
TOILET	2.00X2.70



TYPICAL FLOOR

TYPE A3/B3**TOTAL AREA 178 M²**

RECEPTION	3.98X9.02
TERRACE	1.50X8.05
TOILET	1.29X2.10
LAUNDRY	1.29X1.84
KITCHEN	3.01X3.96
BATH ROOM	2.12X2.23
BED ROOM 1	3.95X4.00
BED ROOM 2	4.00X4.50
BED ROOM 3	3.50X4.00
TERRACE	1.42X3.88
CORRIDOR 1	1.32X5.43
CORRIDOR 2	1.24X2.48
BATH ROOM	1.98X2.70



TYPICAL FLOOR

TYPE A3/B3**TOTAL AREA 175 M²**

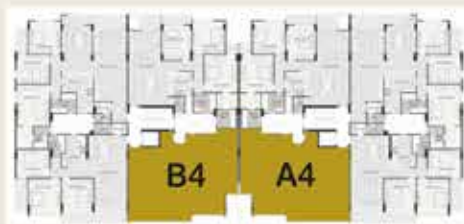
RECEPTION	3.98X9.02
TERRACE	1.50X8.05
TOILET	1.29X2.10
LAUNDRY	1.29X1.84
KITCHEN	3.01X3.96
BATHROOM	2.12X2.23
BED ROOM 1	3.95X4.00
BED ROOM 2	4.00X4.50
BED ROOM 3	3.50X4.00
TERRACE	1.42X3.88
CORRIDOR 1	1.32X5.43
CORRIDOR 2	1.24X2.48



TYPICAL FLOOR

TYPE A4/B4**TOTAL AREA 165 M²**

RECEPTION	5.08X7.46
TERRACE	7.82X1.50
TOILET	1.59X1.88
KITCHEN	2.86X3.38
BATHROOM	1.72X3.68
BED ROOM 1	3.50X3.82
BED ROOM 2	4.00X4.00
BED ROOM 3	4.00X4.10
TOILET	2.43X2.54
TERRACE	1.38X1.42
CORRIDOR 1	1.20X2.98
CORRIDOR 2	1.20X4.00





PENTHOUSE



PENTHOUSE

TYPE A1/B1

TOTAL AREA 245 M²
ROOF GARDEN 109 M²

FIRST LEVEL

TERRACE	1.81X7.82
RECEPTION	5.04X9.24
KITCHEN	2.78X3.28
TOILET	2.36X2.76
TOILET	1.20X1.76
BED ROOM1	3.70X4.28
BED ROOM2	4.00X4.00
BED ROOM3	4.10X4.66
TERRACE	1.28X1.42
DRESSING ROOM	1.88X2.54
TOILET	2.27X2.36
CORRIDOR1	1.20X4.06
CORRIDOR2	1.20X4.66

SECOND LEVEL

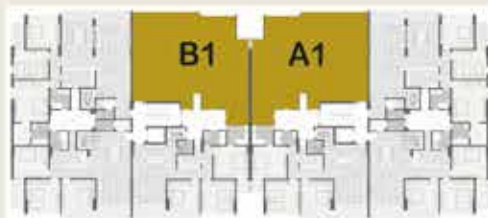
LIVING AREA	3.82X4.32
BED ROOM	3.70X3.80
TOILET	1.80X1.96
KITCHEN	1.70X2.78



FIRSTLEVEL



SECOND LEVEL



PENTHOUSE

TYPE A2/B2TOTAL AREA 295 M²ROOF GARDEN 118 M²**FIRST LEVEL**

TERRACE	1.81X8.05
RECEPTION	4.20X8.72
LIVING ROOM	3.75X5.60
ENTRANCE	1.84X2.51
KITCHEN	2.68X3.87
TOILET	2.36X2.42
TOILET	1.30X2.10
LAUNDRY	1.09X2.10
BED ROOM1	4.00X4.00
BED ROOM2	3.60X4.10
BED ROOM3	4.00X5.06
TERRACE	1.42X3.10
DRESSING ROOM	1.98X2.70
TOILET	2.00X2.70
CORRIDOR	1.24X4.66

SECOND LEVEL

LIVING AREA	4.06X5.22
BED ROOM	3.75X3.80
TOILET	2.15X2.18
KITCHEN	1.81X1.60



PENTHOUSE

TYPE A3/B3TOTAL AREA 222 M²ROOF GARDEN 117 M²**FIRST LEVEL**

TERRACE	1.50X8.05
RECEPTION	3.35X3.98
LIVING ROOM	5.04X5.68
KITCHEN	2.13X4.37
TOILET	2.12X2.23
TOILET	1.29X2.10
LAUNDRY	1.29X1.84
BED ROOM1	3.60X3.95
BED ROOM2	4.00X4.10
BED ROOM3	3.90X4.10
TERRACE	1.42X3.48
CORRIDOR	1.20X4.37

SECOND LEVEL

LIVING AREA	3.80X4.60
TOILET	1.68X2.20
KITCHEN	1.60X1.81

**FIRST LEVEL****SECOND LEVEL**

PENTHOUSE

TYPE A4/B4TOTAL AREA 200 M²ROOF GARDEN 109 M²**FIRST LEVEL**

TERRACE	1.50X7.82
RECEPTION	3.25X3.88
LIVING ROOM	4.22X4.86
TOILET	1.72X2.76
TOILET	1.64X1.84
BED ROOM 1	3.50X3.82
BED ROOM 2	4.00X4.00
BED ROOM 3	4.00X4.10
TERRACE	1.38X1.42
TOILET	2.43X2.54
KITCHEN	1.74X2.76
CORRIDOR1	1.20X4.20
CORRIDOR2	1.32X4.00

SECOND LEVEL

LIVING AREA	3.84X3.04
TOILET	1.77X2.26
KITCHEN	1.60X1.77

**FIRST LEVEL****SECOND LEVEL**

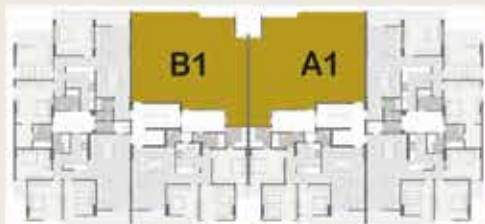
TYPE (T 2)



TYPICAL FLOOR

TYPE A1/B1**TOTAL AREA 180 M²**

RECEPTION	4.84X8.73
TERRACE	1.81X7.72
TOILET	1.10X1.92
KITCHEN	2.89X3.00
BATHROOM	2.36X2.76
BED ROOM 1	3.59X4.00
BED ROOM 2	4.00X4.04
BED ROOM 3	4.00X4.43
CORRIDOR1	1.20X3.12
CORRIDOR2	1.20X3.65
TERRACE	1.33X1.33
DRESSING ROOM	2.44X1.88
TOILET	2.27X2.44



TYPICAL FLOOR

TYPE A2/B2**TOTAL AREA 190 M²**

RECEPTION	4.10X8.21
TERRACE	1.81X8.89
ENTRANCE	1.84X2.51
LAUNDRY	1.30X2.00
TOILET	1.09X2.00
KITCHEN	2.45X3.33
BATHROOM	2.42X3.93
BED ROOM1	4.00X4.57
BED ROOM2	4.20X4.31
BED ROOM3	4.12X4.96
TERRACE	1.13X4.39
CORRIDOR	1.20X4.81
TOILET	2.13X2.70



TYPICAL FLOOR

TYPE A3/B3**TOTAL AREA 178 M²**

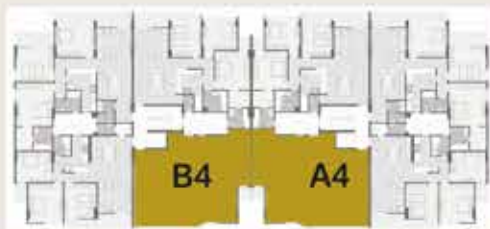
RECEPTION	3.88X9.81
TERRACE	1.72X7.72
TOILET	1.29X2.00
LAUNDRY	1.29X1.84
KITCHEN	2.78X4.58
BATH ROOM	2.23X1.99
BED ROOM 1	3.72X4.50
BED ROOM 2	4.00X5.00
BED ROOM 3	4.13X4.00
TERRACE	1.32X1.38
CORRIDOR 1	1.20X4.01
CORRIDOR 2	1.11X3.43
BATH ROOM	1.88X2.70



TYPICAL FLOOR

TYPE **A4/B4****TOTAL AREA** **173 M²**

RECEPTION	4.67X4.96
LIVING ROOM	3.53X3.88
TERRACE	1.72X7.84
TOILET	1.59X1.88
KITCHEN	2.76X4.00
BATHROOM	2.43X2.44
BED ROOM 1	3.72X4.00
BED ROOM 2	4.00X4.50
BED ROOM 3	4.00X4.50
CORRIDOR1	1.20X4.20
CORRIDOR2	1.32X4.20
TERRACE	0.88X1.32
TOILET	1.72X3.68





LUXURY PENTHOUSE

In THE ICON Residence, we made sure you are given the luxurious lifestyle you aspire the most, through paying attention to detail, originality, exclusivity and high quality to our residents to make sure they live the royalty experience we all crave.

PENTHOUSE

TYPE A1/B1

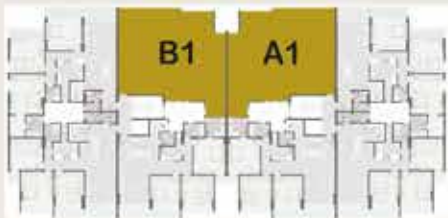
TOTAL AREA	235 M²
ROOF GARDEN	102 M²

FIRST LEVEL

TERRACE	1.81X7.72
RECEPTION	5.04X8.73
KITCHEN	2.68X2.77
TOILET	2.36X2.76
TOILET	1.10X2.04
BED ROOM1	3.60X4.00
BED ROOM2	4.00X4.04
BED ROOM3	4.00X4.43
TERRACE	1.33X1.33
DRESSING ROOM	1.88X2.44
TOILET	2.27X2.44
CORRIDOR1	1.20X5.17
CORRIDOR2	1.20X3.65

SECOND LEVEL

LIVING AREA	3.82X4.32
BED ROOM	3.59X3.80
TOILET	1.80X1.96
KITCHEN	1.70X2.73

**FIRST LEVEL****SECOND LEVEL**

PENTHOUSE

TYPE A2/B2

TOTAL AREA 255 M²
ROOF GARDEN 100 M²

FIRST LEVEL

TERRACE	1.81X8.77
ENTRANCE	1.84X2.51
RECEPTION	4.10X8.21
KITCHEN	3.33X4.99
TOILET	1.81X1.87
TOILET	1.09X2.00
LAUNDRY	1.30X2.00
BED ROOM1	4.00X4.57
BED ROOM2	4.20X4.31
BED ROOM3	4.30X4.96
TERRACE	1.13X4.51
DRESSING ROOM	1.88X2.70
TOILET	2.13X2.70
CORRIDOR1	1.20X4.81
CORRIDOR2	1.24X4.20

SECOND LEVEL

LIVING AREA	3.97X5.22
BED ROOM	3.76X3.80
TOILET	2.15X2.18
CORRIDOR	1.21X2.39

**FIRST LEVEL****SECOND LEVEL**

PENTHOUSE

TYPE A3/B3

TOTAL AREA 215 M²
ROOF GARDEN 123 M²

FIRST LEVEL

TERRACE	1.72X7.72
RECEPTION	3.88X4.03
LIVING ROOM	4.71X5.78
KITCHEN	2.16X3.13
TOILET	1.99X2.23
TOILET	1.29X2.00
LAUNDRY	1.20X1.84
BED ROOM1	3.72X4.50
BED ROOM2	4.00X5.00
BED ROOM3	4.00X4.13
TERRACE	1.32X1.38
CORRIDOR1	1.30X3.13
CORRIDOR2	1.11X3.43

SECOND LEVEL

LIVING AREA	3.47X4.60
TOILET	1.68X2.20
KITCHEN	1.60X1.81

**FIRST LEVEL****SECOND LEVEL**

PENTHOUSE

TYPE A4/B4

TOTAL AREA 205 M²
ROOF GARDEN 120 M²

FIRST LEVEL

TERRACE	1.72X7.84
RECEPTION	4.72X5.06
LIVING ROOM	3.53X3.88
KITCHEN	2.14X2.76
TOILET	1.72X2.58
TOILET	1.84X1.84
BED ROOM1	3.72X4.00
BED ROOM2	4.00X4.50
BED ROOM3	4.00X4.50
TERRACE	0.88X1.32
TOILET	2.43X2.44
CORRIDOR1	1.30X4.10
CORRIDOR2	1.10X4.50

SECOND LEVEL

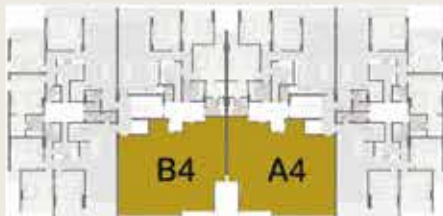
LIVING AREA	3.04X3.84
TOILET	1.74X2.26
KITCHEN	1.60X1.74



FIRST LEVEL



SECOND LEVEL





THE ICON
RESIDENCE
5TH SETTLEMENT



STYLEHOME
DEVELOPMENT

www.theicon-residence.com

179, EL-OROUBA ST.,
INFRONT OF THE MILITARY COLLEGE,
HELIOPOLIS, CAIRO, EGYPT.